

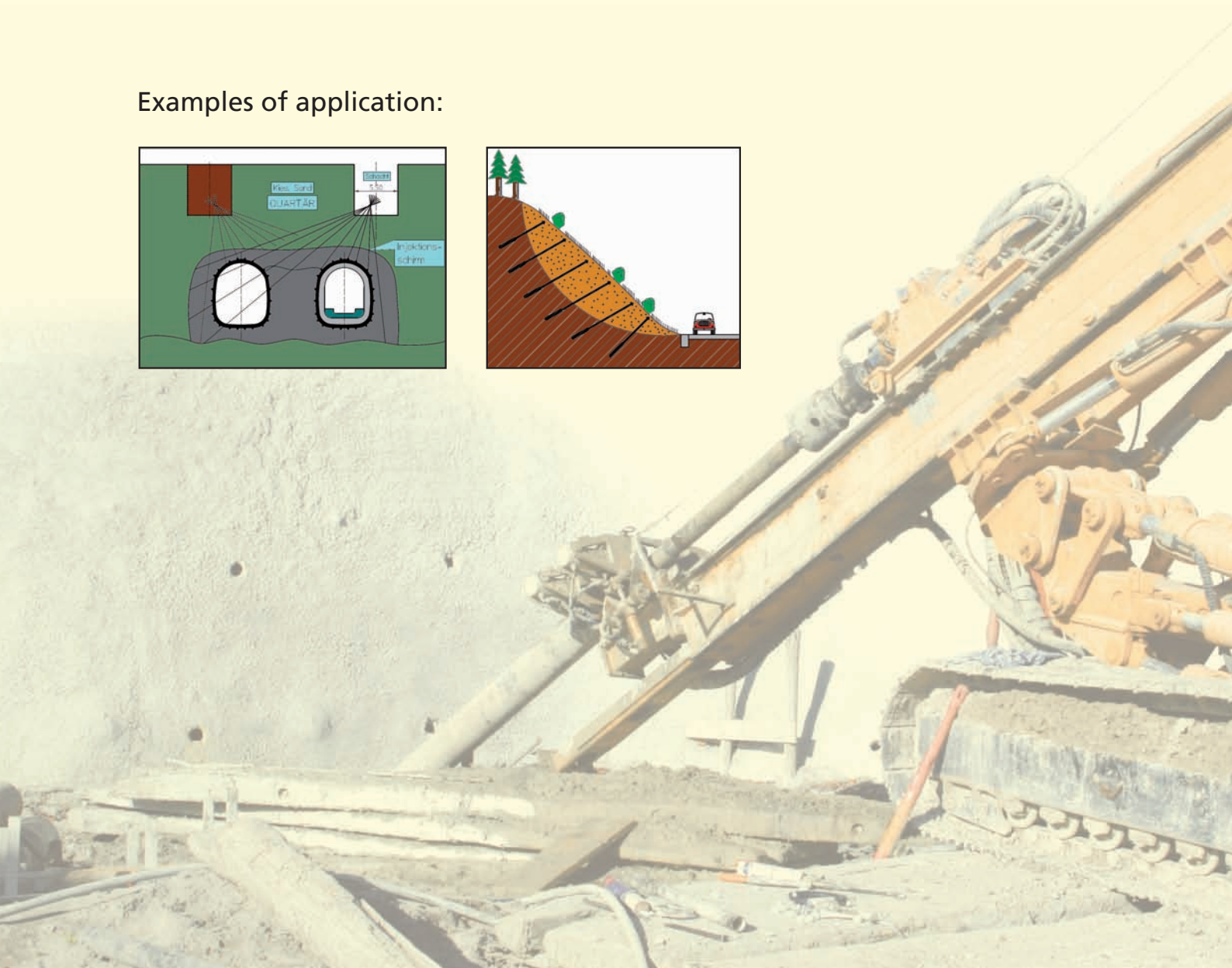
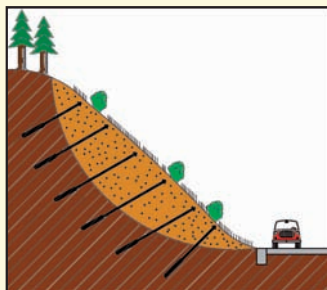
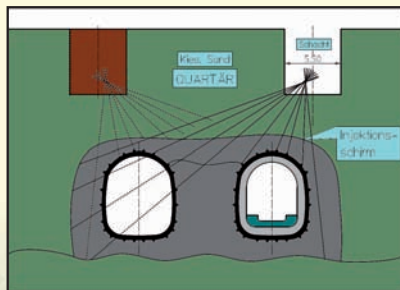
Specialists for Overburden Drilling Products

Rotary Drilling Systems D 76.1 – D 114.3 with rotary head and DTH-hammer

These drilling systems are used for all types of rocks using basic drill rods and a DTH hammer.

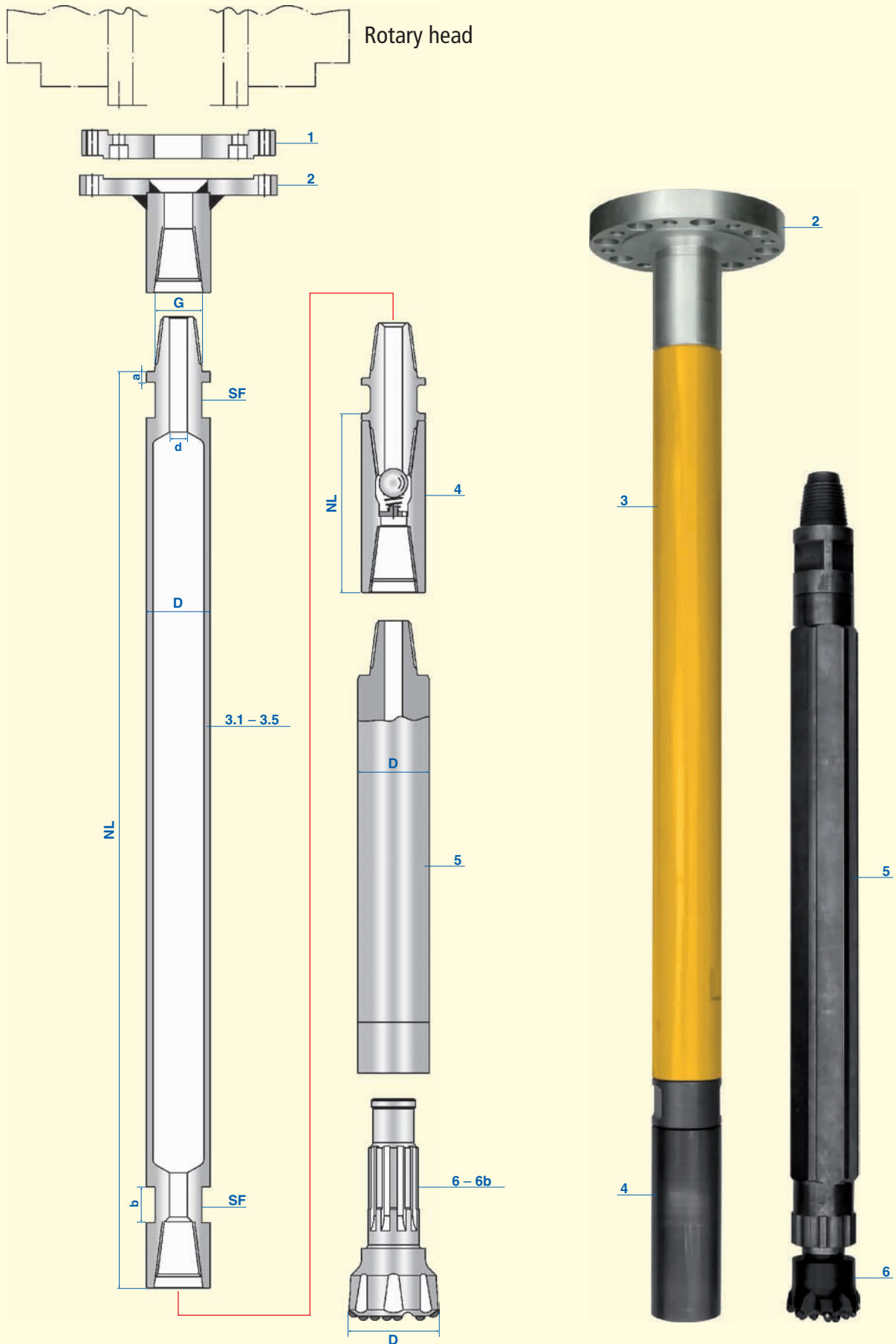
The design of the drill bits can vary. They are used to drill various kinds of hard and sometimes abrasive rock types.

Examples of application:



Rotary Drilling Systems

with rotary head and DTH hammer



Rotary Drilling System D 76.1

with rotary head and DTH hammer

Pos.	Description
1	Connecting flange, suitable to rotary head in use (size indicated with order)
2	Flange D 76.1, thread 2 3/8" API Reg. female (G), suitable to flange of rotary head in use or to connecting flange pos. 1 (indicated with order)
3	Casing D 76.1, thread 2 3/8" API Reg. (G) x 8.8mm wth x 25mm (d) with square spannerflat SW 65, size a = 20mm, b = 60mm. Quality tubes: S355J2H; welding ends: high tempered steel quality, nitrated surface, friction welded
3.1	4000 mm length
3.2	3000 mm length
3.3	2000 mm length
3.4	1500 mm length
3.5	1000 mm length
4	Back pressure valve D 76.1 x 2 3/8" API Reg. female/male thread x 300mm length, opening to female thread (or as desired)
5	DTH-hammer D = 80mm x connecting flange 2 3/8" API Reg. male
6	DTH-hammer-casing bit D = 90mm, button type, shaft according to DTH-hammer type
6a	DTH-hammer-casing bit D = 100mm, button type, shaft according to DTH-hammer type

Tools

Fishing tap D 76.1, thread 2 3/8" API Reg. male

Fishing bell D 76.1, thread 2 3/8" API Reg. male

wrench hammer SW 65 x 500mm long

Signs & Symbols

wth = wall thickness; SW = key width; D = outer diameter; G = thread connection; SF = spannerflat; L = length

Please note that this production sheets shows only standard versions due to the lot of possible tool variations. Special designs on request.

Rotary Drilling System D 88.9

with rotary head and DTH hammer

Pos.	Description
1	Zwischenflansch, passend zum jeweiligen Drehkopf (Maße im Bestellfall angeben).
2	Flansch D 88.9, Gew. 2 3/8" API Reg. IG (G), passend zum Abtriebsflansch des jeweiligen Drehkopfes oder zum Zwischenflansch Pos. 1 (Maße im Bestellfall angeben).
3	Casing D 88.9, thread 2 3/8" API Reg. (G) x 8.8mm wth x 25mm (d) with square spannerflat SW 65, size a = 20mm, b = 60mm. Quality tubes: S355J2H; welding ends: high tempered steel quality, nitrated surface, friction welded
3.1	4000 mm NL
3.2	3000 mm NL
3.3	2000 mm NL
3.4	1500 mm NL
3.5	1000 mm NL
4	Back pressure valve D 88.9, x 2 3/8" API Reg. female/male thread x 300mm length, opening to female thread (or as desired)
5	DTH-hammer D = 92mm x connecting flange 2 3/8" API Reg. male
6	DTH-hammer-casing bit D = 105mm, button type, shaft suitable to DTH-hammer type
6a	DTH-hammer-casing bit D = 115mm, button type, shaft suitable to DTH-hammer type
6b	DTH-hammer-casing bit D = 120mm, button type, shaft suitable to DTH-hammer type

Tools

Fishing tap D 88.9, thread 2 3/8" API Reg. male

Fishing bell D 88.9, thread 2 3/8" API Reg. male

wrench hammer SW 65 x 500mm long

Signs & Symbols

wth = wall thickness; SW = key width; D = outer diameter; G = thread connection; SF = spannerflat; L = length

Please note that this production sheets shows only standard versions due to the lot of possible tool variations. Special designs on request.

Rotary Drilling System D 114.3

with rotary head and DTH hammer

Pos.	Description
1	Connecting flange, suitable to rotary head in use (size indicated with order)
2	Flange D 114.3, thread 3 1/2" API Reg. female (G), suitable to flange of rotary head in use or to connecting flange pos. 1 (indicated with order)
3	Casing D 114.3, thread 3 1/2" API Reg. (G) x 8.8mm wth x 40mm (d) with square spannerflat SW 95, size a = 20mm, b = 60mm. Quality tubes: S355J2H; welding ends: high tempered steel quality, nitrated surface, friction welded
3.1	4000 mm length
3.2	3000 mm length
3.3	2000 mm length
3.4	1500 mm length
3.5	1000 mm length
4	Back pressure valve D 114.3 x 3 1/2" API Reg. female/male thread x length as per DTH-hammer (indicated with order), opening to female thread (or as desired)
5	DTH-hammer D = 124mm x connecting flange 3 1/2" API Reg. male
6	DTH-hammer-casing bit D = 140mm, button type, shaft suitable to DTH-hammer type
6a	DTH-hammer-casing bit D = 145mm, button type, shaft suitable to DTH-hammer type
6b	DTH-hammer-casing bit D = 150mm, button type, shaft suitable to DTH-hammer type

Tools

Fishing tap D 114.3, thread 3 1/2" API Reg. male

Fishing bell D 114.3, thread 3 1/2" API Reg. male

wrench hammer SW 95 x 500mm long

Signs & Symbols

wth = wall thickness; SW = key width; D = outer diameter; G = thread connection; SF = spannerflat; L = length

Please note that this production sheets shows only standard versions due to the lot of possible tool variations. Special designs on request.